






SIDE OF POLE MOUNTS HIGH STRENGTH UNI-SP

Industry Standard for Over 20 Years

- Six sizes available for up to three 100-watt modules or a single 60-cell or 72-cell module
- Fits pole diameters of 2-inch to 4.5-inch
- Adapts to larger poles, Rohn 25-series towers, or flat surfaces with additional fasteners
- Maximum total module surface area is 21 square feet
- Fit modules with mounting hole spacing of 19-inches to 39-inches
- Manufactured using corrosion-resistant 5000 series aluminum
- In stock for immediate shipment via ground carriers
- Stainless-steel fasteners

Module Area	ASCE 7-16 Max Wind Speed**
18.33 sq. ft.	100 MPH
10.65 sq. ft.	130 MPH
6.83 sq. ft.	150 MPH
4.81 sq. ft.	180 MPH

** Pole size and footing affects wind rating. See our engineering memo for more information.

ITEM #	Maximum Module Area (sq. ft.)	Rail Length (inches)	Module Hole Spacing (inches)	Mounting Pole Size (inches)	Picture
UNI-SP/01XX	18.33	30	29.2 to 39.0	2 to 4.5 O.D.*	
UNI-SP/02	18.33	45	18.9 to 28.7	2 to 4.5 O.D.*	
UNI-SP/02A	18.33	55	18.9 to 28.7	2 to 4.5 O.D.*	
UNI-SP/02X	18.33	55	29.2 to 39.0	2 to 4.5 O.D.*	
UNI-SP/03	18.33	70	18.9 to 28.7	2 to 4.5 O.D.*	
UNI-SP/03W	18.33	70	29.2 to 39.0	2 to 4.5 O.D.*	

* Mount on larger poles, Rohn 25 towers or flat surfaces with additional fasteners